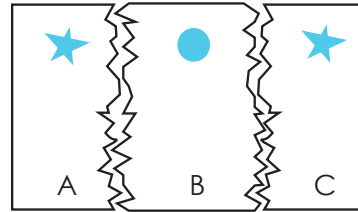


Stars and Circles

Note figures A, B, and C. Draw circles and stars on a piece of paper. When performing, tear the paper in three parts, and drop in a hat. Ask what piece you should draw while blindfolded; a piece with a circle or a piece with a star. You can do either! **Secret: Piece with circle have two ragged edges, pieces with a star only have one.**




It Vanishes!

Place a nickel in the palm of your right hand and rub it against your left elbow. Then open your hand and the coin has vanished! **Secret: While you're rubbing the nickel on your elbow, 'accidentally' drop it on the floor. Pick it up with your left hand and pretend to place it in your right hand - but don't. Then continue rubbing your elbow with your right hand. Then take the nickel out from behind your collar!**




Vanishing Dime

Three coins are shown, two half dollars, and a dime. Put the dime on one half dollar and cover it with the other. Drop the coins from your right hand to your left. The dime has vanished! **Secret: Before trying this trick, put a small piece of chewing gum on one of the half dollars. When you place the dime on the half dollar, make sure it is secretly put on the chewing gum. When you drop the large coins, the dime sticks to one of the half dollars and is hidden.**



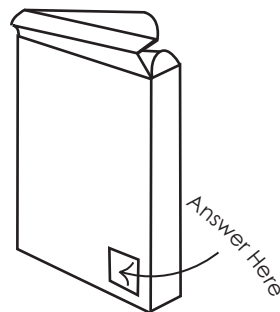
Floating Egg

Many soldiers used to bet visitors at their camps that it was possible to make an egg float on water. Here is the secret, but the betting is up to you. Fill a glass with about 3/4 full of water and put an egg in it. The egg sinks to the bottom. Now put a great deal of salt in the water. As the salt sinks to the bottom, the egg rises to the top.




Card Reading

Pack is shuffled by anyone in audience, given to you, and you openly place it in the card case. You now announce the cards one by one before taking them out of the case. The audience is amazed to see that each card drawn out is the one you previously named! **Secret: cut a small opening in the corner of the case. This lets you see the index of each card.**



Brush it Off

Bet a friend that if they put a coin on your hand as shown, they can't brush it off! Specify that they must use ordinary brushing methods, not the handle. Strange, but the coin can't be brushed off!




The Magic of Russ Desimone!

Learn how to do fun tricks from home!



Get your autograph here!




X

alkazamfamily.com (401) 640-6453

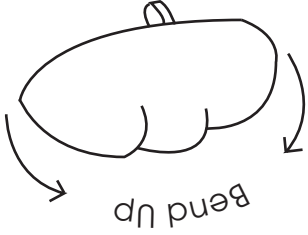
Hole in your Hand

Take an ordinary piece of writing paper. And roll it up in the form of a tube. Now look through it with one eye, and as you do so, place the other hand along the side of the paper tube, almost in the center, as shown in the picture. Keep both eyes open, one through the tube and one on your hand. It will look like there is a hole in your hand!



Money Rolls In

Secretly conceal a quarter in the palm of your hand. Ask some friend to select any roll. As they hand it to you, bend the roll upward and force the coin through the bottom of the roll. Then when the coin is in the roll, turn the broken top ends toward the audience. The flash of the coin in the roll will bring you a reputation for being a wizard!



To Tell a Card

Ask a person to select any card from a deck and have them place it on top of the deck. Then ask them to cut the cards. You then look at all the cards and quickly throw out the one that was selected. **Secret:** Notice the card at the bottom of the deck before starting the trick, the card selected will follow this card.

